

Council Plan 2013-17

Generated on: 27 October 2015

1. Employment Opportunity & Economic Success													
	EC 10	EC 12a	EC 12b	EC 12c	EC 12d	EC 13a	EC 13b	EC 40					
2. Housing Need													
	HS 10a	HS 10b	HS 11	HS 14	BS RB 3	FP 7	FP 8	HS 1	HS 2	HS 5	HS 8	BS RB 2	HS 17
3. High Quality Environment													
	DM 157a	DM 2	HE 13	SS 15	SS 17	SS 35	SS 36	DM 157b	DM 157c	SS 192	SS 16		
4. Active Safe Communities													
	EC 77	HE 10											
5. Transforming the Council													
	BS AS 3	BS BI 2	BS RB 11	BS RB 12	BS AS 1 RDC	HR A 01 R	BS MD 1						

Key



Data Only Indicator for monitoring trend



Performance is improving









Performance has stayed the same









Performance has got worse




1. Employment Opportunity & Economic Success




		EC 10	Total Job Seeker Allowance Claimants Aged 16 - 64			
Current Value	0.6%	September 2015	Previous value	0.8% April 2015	Data is published annually	
Yorkshire & Humber 2.2% GB 1.6%						



		EC 12a	% Ryedale population aged 16-64 qualified - NVQ1 or equivalent			
Current Value	83.1%	Jan-Dec 2014	Previous value	91.9% Jan-Dec 2013	Data is published annually	
Ryedale had 24,300 residents between January-December 2014 aged 16-64 studying at NVQ1 level and above. Young people achieve level 1 and 2 NVQ's in order to improve their career prospects. The council has targeted resources through various apprenticeships. This level is a stepping stone to future learning opportunities.						




		EC 12b	% Ryedale population aged 16-64 qualified - NVQ2 or equivalent			
Current Value	67.5%	Jan-Dec 2014	Previous value	80% Jan-Dec 2013	Data is published annually	
Ryedale had 19,700 residents between January-December 2014 aged 16-64 studying at NVQ2 level and above. Young people achieve level 1 and 2 NVQ's in order to improve their career prospects. The council has targeted resources through various apprenticeships. This level is a stepping stone to future learning opportunities.						

		EC 12c	% Ryedale population aged 16-64 qualified - NVQ3 or equivalent			
Current Value	54.4%	Jan-Dec 2014	Previous value	53.2% Jan-Dec 2013	Data is published annually	
The percentage of Ryedale residents aged 16-64 reaching NVQ3 and above continues to grow, with 15,900 attaining the qualification from January-December 2014. This puts Ryedale above the North Yorkshire and Yorkshire and The Humber average for this level of qualification.						




		EC 12d	% Ryedale population aged 16-64 qualified - NVQ4 or equivalent			
Current Value	41%	Jan-Dec 2014	Previous value	40.1% Jan-Dec 2013	Data is published annually	
Ryedale performance is well above the North Yorkshire and Yorkshire and The Humber average for this level of qualification.						




		EC 13a	Gross weekly earnings by workplace			
Current Value	£414.00	2014/15	Previous value	412.60 2013/14	Data is published annually	
Ryedale has the lowest level of earnings by workplace in Yorkshire and the Humber.						




		EC 13b	Gross weekly earnings by residency			
Current Value	£424.80	2014/15	Previous value	412.60 2013/14	Data is published annually	
Although an increase in weekly pay compared to last year - Ryedale still has the lowest Gross weekly earnings in Yorkshire and Humber.						




		EC 40	Employment Rate - aged 16-64			
Current Value	84.5%	2014/15	Previous value	81% 2013/14	Data is published annually	
2014-15: GB 72.7% Y&H 71.0%						




2. Housing Need


		BS RB 3	Speed of processing - changes of circumstances for HB/CTB claims			
Current Value	6 days	October 2015	Current Target	12.0 days		
The addition of two extra staff has improved the speed of processing any changes of circumstances to well within the target range.						

		FP 7	Net additional homes provided			
Current Value	261	2014/15	Current Target	200		
During 2014-15, 261 additional homes were provided, which exceeded the target figure of providing 200 additional homes. see the Strategic Housing Land Availability assessment for predictions for future delivery http://www.ryedaleplan.org.uk/attachments/article/132/SHLAA_Part1_2015_v2.pdf						

		FP 8	Supply of deliverable housing sites			
Current Value	118.0%	2014/15	Current Target	100.0%	See Annual Monitoring Statement and Strategic Housing Land Availability Assessments. Target five year housing supply= 100%	
Supply = 5.92 years taking into account undeveloped allocations.						




		HS 1	Homeless applications on which RDC makes decision and issues notification to the applicant within 33 working days (was LPI 70)			
Current Value	100.0%	Q2 2015/16	Current Target	100.0%	Target is to decide on all applications within 33 days	
Between the 1/7/2015 and 30/9/15, 12 homeless applications were made. All 12 of these had a decision made within 33 days of application receipt.						




		HS 2	Length of stay in temporary accommodation (B&B, weeks) Snapshot			
Current Value	3.00 weeks	Q2 2015/16	Current Target	4.00 weeks	Target: National maximum allowable is 6 weeks. Local target of 4 weeks	
During quarter 2 of 2015-16, 5 households were accommodated in B & B, the average stay was 21 nights						




		HS 5	Number of Homeless Applications			
Current Value	12	Q2 2015/16	Current Target	13	Total number of applications for 2014/15 = 30	
Twelve homeless applications were received between 01/07/2015 and 30/09/2015						



		HS 8	Prevention of Homelessness through Advice and Proactive Intervention (values and targets are per quarter, not accumulative)			
Current Value	42	Q2 2015/16	Current Target	39	Target is to achieve 10% improvement in numbers of preventions year on year	
Between 01/07/2015 and 30/09/2015 there were 42 homelessness preventions through the Local Authority						
		HS 10a	% Households in Ryedale in Fuel Poverty (10% income measure)			
Current Value	26%	2013/14	Current Target	27.9%	Target is to improve on previous years performance	
Results published June 2014. Est. no. of households 23,090 of which 6,446 in fuel poverty.						
		HS 10b	% Households in Ryedale in Fuel Poverty (Low Income High Cost)			
Current Value	10.6%	2013/14	Current Target	11.9%	Target is to improve on previous years performance	
Updated May 2015: 2013-14 - Est No. of households 23,046 and 2,440 households in fuel poverty						
		HS 11	Empty Domestic Properties			
Current Value	243	2014/15	Current Target	249	Target is to improve on previous years performance	
This is the figure used to claim New Homes Bonus calculated in October 2015.						
		HS 14	Affordability Ratio			
Current Value	7.36	2013/14	Current Target	8.65	Target is to improve on previous years performance	
North Yorkshire 7.20, England 6.45						
		BS RB 2	Speed of processing - new HB/CTB claims			
Current Value	23 days	October 2015	Current Target	25.0 days		
		HS 17	Number of affordable homes delivered (gross)			
Current Value	17	Q2 2015/16	Current Target	38	35% of market housing target would result in 70 affordable homes arising from 200 net additional homes.	
Only 17 affordable homes completed to date, however with predicted housing delivery for 2015/16 of 263, the target should be achieved by the end of the year.						




3. High Quality Environment




		DM 157a	Processing of planning applications: Major applications (13 weeks)			
Current Value	79.00%	October 2015	Current Target	70.00%	Targets originally set under Planning Delivery Grant regime	




		DM 2	Planning appeals allowed			
Current Value	0.0%	Q2 2015/16	Current Target	33.0%	Target based on national averages and benchmarking	
The national performance level is consistently in line with the target figure of 33%, performance for Ryedale has varied because of the relatively low number of appeals received. However the current level of appeals allowed at 20%, well below the target.						




		HE 13	% of Food establishments in the area broadly compliant with food hygiene law			
Current Value	74%	2014/15	Current Target	72%	Target is to improve on previous year. Assessments of premises undertaken using risk based scoring and national guidance. 17% of premises are low risk and not accessed and by default not compliant under the national definition for this indicator.	
A total of 624 Food Establishments were broadly compliant in 2014-15						




		SS 15	% of Household Waste Recycled			
Current Value	21.31%	2014/15	Current Target	20.00%	Target set following analysis of previous performance levels	
Performance continues to improve slightly but priority is now to maintain this level of performance						




		SS 17	Household Waste Collection - % change in kilograms per head			
Current Value	-1.38%	2014/15	Current Target	0.25%	Target is to improve on previous years change	
2014-15 463.03 kg/per household and 423.31 kg/per head for Household Waste.						

		SS 35	% CO2 reduction from LA operations.			
Current Value	-12.5%	2014/15	Current Target	-7.5%	Target set for three years, based on national guidance. To be reviewed following analysis of performance to date	
Reduction is mainly due to the local swimming pools contract being taken over by Everyone Active. The data is collated using the bills of the properties being paid for by RDC.						

		SS 36	Tonnes of CO2 from LA operations			
Current Value	1,418	2014/15	Current Target	1,622	Target set for three years, based on national guidance. To be reviewed following analysis of performance to date	
Reduction is mainly due to the local swimming pools contract being taken over by Everyone Active. The data is collated using the bills of the properties being paid for by RDC.						

		DM 157b	Processing of planning applications: Minor applications (8 weeks)			
Current Value	75.70%	October 2015	Current Target	78.00%	Targets originally set under Planning Delivery Grant regime	
Performance has been improving for some months and this Trend is continuing. Customer satisfaction has increased on previous years						




		DM 157c	Processing of planning applications: Other applications (8 weeks)			
Current Value	86.70%	October 2015	Current Target	90.00%	Targets originally set under Planning Delivery Grant regime	
Performance has been improving for some months and this trend is continuing. Customer satisfaction has increased on previous years						

		SS 192	% of household waste sent for reuse, recycling and composting			
Current Value	48.07%	2014/15	Current Target	49.70%	National target to achieve 50% by 2020	
Reduction largely due to the introduction of charges for garden waste collection						






















		SS 16	% of Household Waste Composted			
Current Value	26.76%	2014/15	Current Target	30.00%	Target set following analysis of previous performance levels	
Reduction largely due to the introduction of charges for garden waste collection .						

4. Active Safe Communities

		EC 77	Total Crime in Ryedale			
Current Value	139	October	Current Target			

		HE 10	Adult participation in sport and active recreation. Sport England Active People Survey-Annual			
Current Value	28.2%	2014/15	Current Target	23.6%	Target is to improve on previous years performance	
Ryedale has shown a 5.2% increase in adult participation in sport and active recreation since October 2005.						

5. Transforming the Council

		BS AS 3	Payments made using electronic channels	
Current Value	95%	October 2015	Current Target 85%	Target is set to maintain performance
Electronic channels include web, telephone and Direct Debit.				
		BS BI 02	% FOI Requests responded to within 20 working days	
Current Value	100%	September 2015	Current Target 90%	
54 out of 54 FOIs responded within 20 working days				
		BS RB 11	% of Council Tax collected	
Current Value	58.43%	September 2015	Current Target 57.57%	Target is set to maintain performance
Q2 2015-16 Collection rates are in line with the previous years performance				
		BS RB 12	% of Non-domestic Rates Collected	
Current Value	61.01%	September 2015	Current Target 60.28%	Target is set to maintain performance
Q2 2015-16 Collection rates are in line with the previous years performance				
		BS AS 1 RDC	Service enquiries resolved at first point of contact (telephone)	
Current Value	48%	2015/16	Current Target 50%	Target is for year on year improvement
Total figure is not representative, as current lengthy call logging procedure means staff are unable to log the high volume of calls received during periods of peak call times.				
		BS MD 1	Standard searches done in 5 working days	
Current Value	13.0%	September 2015	Current Target 90.0%	Target is set to maintain performance
Late responses from NYCC and high number of searches				
		HR A 01 R	Average number of Working Days Lost Due to Sickness Absence per FTE, RYEDALE	
Current Value	0.70 days	October 2015	Current Target 0.63 days	Target is North Yorkshire average for 2009